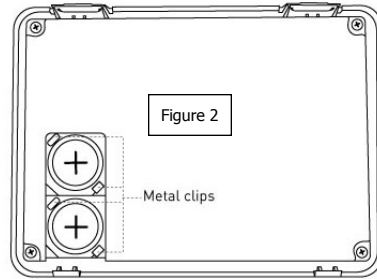
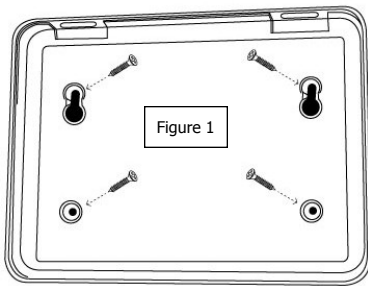
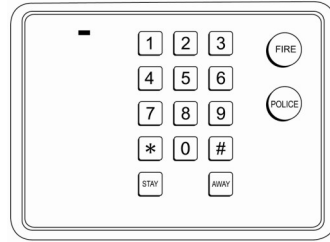


## Operating Instructions

The 2GIG-PAD1-345 is a Wireless Keypad with stay and away arming options as well as fire and panic emergency functions.

### Installation & Mounting Guidelines

1. Simultaneously press both tabs on top of the keypad to separate mounting plate from main keypad.
2. Place mounting plate in desired location and ensure the plate is level (see *Figure 1*).
3. Secure the mounting plate with 4 screws in the provided holes (see *Figure 1*).
4. To connect the batteries, remove the two battery pull tabs located near the metal clips (see *Figure 2*).
5. To reattach keypad insert the bottom portion onto the mounting plate first and then tilting upward, snapping the keypad into place.



### Programming

For programming details, refer to your *2GIG Installation & Programming Instructions*.

### Testing

Before mounting the keypad, verify that the mounting location provides good RF communication to the panel. To verify, do the following:

1. Put the control panel into sensor test mode.
2. Press and hold any numeric key for at least 2 seconds.
3. Listen for siren or keypad beeps to determine appropriate response (refer to the control panel installation instructions).
4. Exit sensor test mode.

Note: It is recommended that a system test be performed per the Operation & User's Guide at least once a year.

### Battery Installation & Replacement

Use only the recommended replacement batteries (see *Specifications*).

To install or replace the battery, do the following:

1. Remove keypad from mounting plate (see *Installation & Mounting Guidelines*).
2. Place a small flathead screwdriver in the slot between the metal clip (see *Figure 2*) and the battery and twist the screwdriver slightly while holding back one of the black plastic edges holding the battery.
3. Insert the replacement battery with the + sign facing out. (see *Figure 2*)
4. Verify programming and RF communication with the panel. (see *Programming*).

**WARNING!** The polarity of the battery must be observed, as shown (see *Figure 2*). Improper handling of lithium batteries may result in heat generation, explosion or fire, which may lead to personal injuries. Replace only with the same or equivalent type of battery as recommended by the manufacturer. (see *Specifications*)

**Batteries must not be recharged, disassembled or disposed of in fire.** Disposal of used batteries must be made in accordance with the waste recovery and recycling regulations in your area.

Keep away from small children. If batteries are swallowed, promptly see a doctor.

**California Only:** This Perchlorate warning applies only to Manganese Dioxide Lithium cells sold or distributed ONLY in California, USA. Perchlorate Material-special handling may apply. See [www.dtsc.ca.gov/hazardouswaste/perchlorate](http://www.dtsc.ca.gov/hazardouswaste/perchlorate).

### Specifications

Wireless Signal Range	350 ft., open air, with 2GIG Wireless Alarm Control Panel
Code Outputs	Key press 0-9; *, #; STAY; AWAY; FIRE; POLICE; Supervisory; Low Battery
Transmitter Frequency	345.000 MHz (crystal controlled)
Transmitter Frequency Tolerance	± 15 kHz
Transmitter Bandwidth	24 kHz
Modulation Type	Amplitude Shift Keying—On/Off Keying (ASK-OOK)
Unique ID Codes	Over one (1) million different code combinations
Supervisory Interval	70 minutes
Peak Field Strength	Typical 50,000 uV/m at 3m
Dimensions (WxHxD)	5.73 x 4.25 x 1.00 in. (14.6 x 0.8 x 2.5 cm)
Weight (including battery & bracket)	7.75 oz. (219.7 g)
Housing Material	ABS plastic and poly-carbonate
Color	White with gray trim
Operating Temperature	32° to 120°F (0° to 49°C)
Relative Humidity	5-95% Non-Condensing
Battery (installed)	Two (2) Panasonic CR2032, or equivalent Lithium batteries
Regulatory Listing(s)	ETL, FCC Part 15, Industry Canada
Warranty*	Two (2) years
Included Accessories	Four (4) Phillip's head screws, four (4) plastic wall anchors

### FCC COMPLIANCE STATEMENT\*

This device complies with FCC Rules and Regulations as Part 15 devices, as well as Industry Canada Rules and Regulations. Operation is subject to the following two conditions:

1. This device may not cause harmful interference.
2. This device must accept any interference received, including interference that may cause undesired operation.

Note: Changes or modifications to the device may void FCC compliance.

FCC ID: WDQ-PAD1345

Industry Canada ID: 7794A-PAD1345

\*For more warranty and compliance information, visit our website ([www.2gig.com](http://www.2gig.com)).



2gig technologies

©2009 2gig Technologies Inc. All Rights Reserved

Technical Support:  
1-866-670-1591  
[www.2gig.com](http://www.2gig.com)

IPM-5020-02 Rev. B